



# Branding & Identity Guidelines

# Purpose

With a defined set of guidelines, we can effectively protect and promote the equity and integrity of cPanel's brand identity.

# Brand Logo and Symbol

The symbol is used only on the website and only when the wordmark is present on the same page.




# Logo Spacing

To ensure clarity, cPanel logos require separation from other elements around it. The minimum space required is equivalent to the height of the "c" as shown.

## Minimum Sizes

Size minimums are specified to ensure legibility in various media



Wordmark



Symbol

## Correct Logo Application

Our logos are always either orange or white. Black or any other colors are not permitted.

A transparency may be applied with an opacity of no lesser than 40%.




# Incorrect Logo Application

These incorrect combinations and effects also apply to other cPanel branding and marks.

Do NOT use the cPanel logo without the registered mark (®)  
Do NOT apply effects, shadows, or outlines

Do NOT rotate the cPanel logo  
Do NOT change the color of the cPanel logo.  
Do NOT place the logo on a background color other than those listed on page x.  
Do NOT place logo on a low contrast background image.



# cPanel Product Logos

The guidelines for logo usage, application, and incorrect combinations and effects also apply to other cPanel branding and marks.

***cPanel & WHM<sup>®</sup>***

***Webmail***

***WHM<sup>®</sup>***

***cPanel & WHM<sup>®</sup>***

***Webmail***

***WHM<sup>®</sup>***

# cPanel Brand Logos

**cP™ Docs**

**cP™ Docs**

**cP™ Forums**

**cP™ Forums**

**cP™ Jobs**

**cP™ Jobs**

**cP™ Releases**

**cP™ Releases**

**cP™ University**

**cP™ University**



# cPanel Color Palette

## Lava

CMYK 0 58 83 0

RGB 255 108 44

HEX #FF6C2C



## Deep Sea

CMYK 85 69 49 43

RGB 41 58 74

HEX #293A4A



## Coastal

CMYK 75 24 0 0

RGB 23 254 215

HEX #179BD7



## Bamboo

CMYK 54 9 87 0

RGB 133 182 85

HEX #85B655



## Mist

CMYK 7 0 0 0



RGB 233 246 252

HEX #E9F6FC

## Lagoon

#179BD7 TO #855B655

# cPanel Icons



# Photography



# Typography

PRIMARY

Aa

## Montserrat Medium

1 2 3 4 5 6 7 8 9 0

( ! ? % \$ # @ ; & )

Aa Bb Cc Dd Ee Ff Gg

Hh Ii Jj Kk Ll Mm Nn

Oo Pp Qq Rr Ss Tt Uu

Vv Ww Xx Yy Zz

SECONDARY

Aa

## Open Sans Light

1 2 3 4 5 6 7 8 9 0

( ! ? % \$ # @ ; & )

Aa Bb Cc Dd Ee Ff Gg

Hh Ii Jj Kk Ll Mm Nn

Oo Pp Qq Rr Ss Tt Uu

Vv Ww Xx Yy Zz

# Type Hierarchy

## Montserrat Medium

### HEADERS & TITLES

## Montserrat Light

### SUBHEADERS

## Open Sans Light

### BODY TEXT

# Headline

## Subheading

Recaeper itinven imillabor simpel iumquiate veribea consequi autatem at a quis maximusant inci doluptati imporporum quia dolorib eaquias sequis pa volum, occab is conseed quam et qui voluptas doluptatia cus comni comnist.

Inum aut pellent velenest facerionse et hiciis illabore, conecae cum que nissi sequia vidigen iandit mint vendae volorumqui discimusam dolorernam haribus ut que core voluptis accabore voles volenihit, sima dunt volorem ratur alique sum cus quasperum facepel esecepta ex evelluptae. Ecepelis explis sam et quibus seque

Button

Button

## Logo Lockups

The guidelines on this page outline the proper way to construct a lockup with the cPanel logo.

Both logos should be optically equal in size. The logo placed on the left of the lockup indicates brand dominance.

The minimum space required is equivalent to the height of the “c” in the cPanel wordmark.



## Partner Badges

Badges must be applied as a reference when you include information on cPanel products and services into your own promotion materials (e.g. company brochure, website and/ or digital ads).

These badges must not be altered in any way.

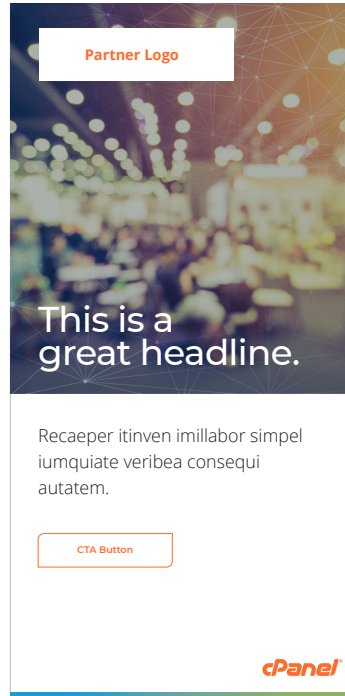
Artwork for these logos can be requested by contacting your account manager.



# Using the cPanel Wordmark

cPanel has developed collateral-specific guidelines with designated logo locations for items in our Partner Asset Library.

- To protect cPanel brand and trademarks, do not connect the two logos with any copy or graphic element.
- Do not incorporate the word mark, or any other cPanel branding, into your own logo.



300x600 Digital/Banner Ad



300x250 Digital/Banner Ad

A detailed layout for letter or A4 print collateral. It features a large background image with a bokeh light effect and a network overlay. At the top left is a white box with 'Partner Logo' in orange. Below it is a large headline 'Headline' in a bold, dark font, followed by a subheading 'Subheading' in a smaller, lighter font. The main content area is divided into two columns of placeholder text. At the bottom right is the cPanel logo with 'AUTHORIZED Partner' text next to it.

Letter or A4 / Print Collateral



720x90 Digital/Banner Ad